



Bag for combustible

Designated Waste Bags

Are Required in the City of Urayasu

Designated waste bags must be used when disposing of **combustible waste** and **noncombustible waste**. Waste in other bags (e.g., plastic shopping bags or black waste bags) will not be collected. We request your understanding and cooperation.

Where to buy designated waste bags for household use:

Supermarkets and convenience stores in the City of Urayasu


Please cooperate in separating recyclable waste.



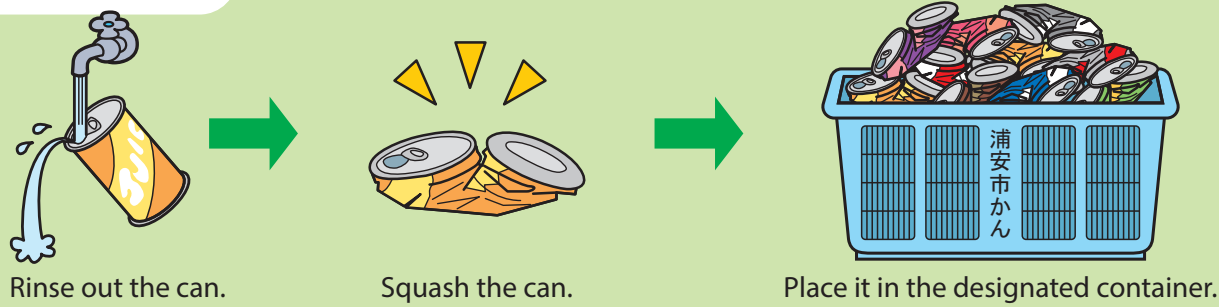
Bag for noncombustible waste

Recyclable Waste (Limited to Food and Beverage Containers)

Glass bottles

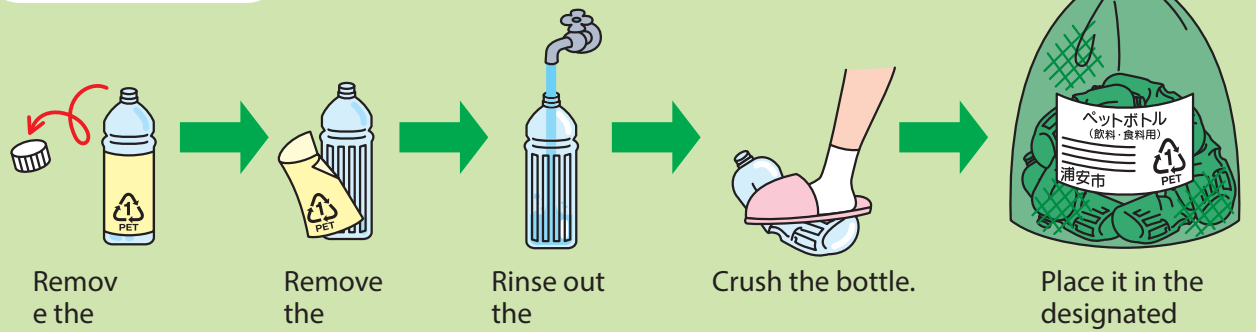


Cans




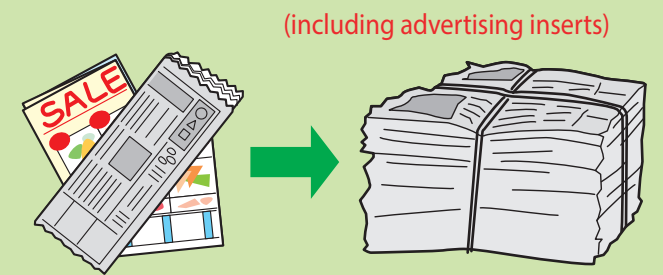
PET bottles

Limited to those used as food and beverage containers, such as for alcohol, juice, and soy sauce

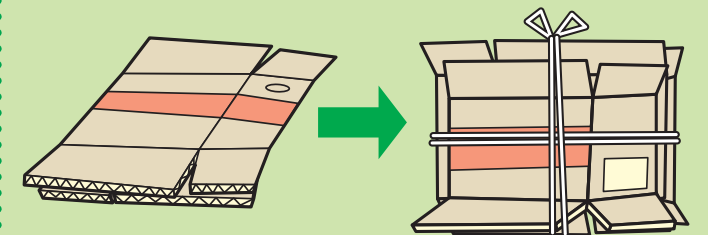


Paper

Separate paper according to type and bundle with string in a crisscross fashion.



《Cardboard》



Collection Schedule for Your Area

Waste will be collected even if the collection date for your area falls on a national holiday

Collection	Recyclable Waste		Combustible Waste	Noncombustible Waste	Hazardous Waste
	Paper	Glass Bottles, Cans, PET Bottles			
Nekozone, Kitazakae, Todai-	Mon.	Tue.	Mon., Wed., Fri.	1st and 3rd Tue.	1st and 3rd Tue.
Kairaku, Mihama, Irifune, Hinode, Akemi	Mon.	Thu.	Mon., Wed., Fri.	1st and 3rd Thu.	1st and 3rd Thu.
Horie, Higashino, Fujimi, Maihama	Sat.	Wed.	Tue., Thu., Sat.	1st and 3rd Wed.	1st and 3rd Wed.
Tomioka, Imagawa, Benten, Takasu,	Sat.	Fri.	Tue., Thu., Sat.	1st and 3rd Fri.	1st and 3rd Fri.



How to Separate and Dispose of Waste in the City of Urayasu

Waste Classification

Collection Day


Main Examples

Specifics of Waste Disposal

Recyclable Waste
Paper

Bundle with string in a criss-cross fashion before disposal.


Once a week



Newspapers
(including advertising inserts)



Magazines
(including empty boxes, window envelopes, copy paper, and paper)





Cardboard

- Separate paper according to type and bundle with string in a crisscross fashion.
- Dispose of empty boxes, window envelopes, copy paper, and paper bags together with magazines.


Recyclable Waste
Glass Bottles, Cans, PET Bottles

Dispose of waste in the designated container or net.

Once a week



Glass bottles



Cans



PET bottles

Note: Limited to food and beverage containers.

- Remove caps from glass bottles, rinse out the bottles, separate colored and clear bottles, and lay the bottles down in the designated container (do not put them in bags).
- Rinse out the cans, squash the cans, and place the cans in the designated container (do not put them in bags).
- Remove caps from PET bottles, remove the labels, rinse out and crush the bottles, and place the bottles in the designated net (do not put them in bags).

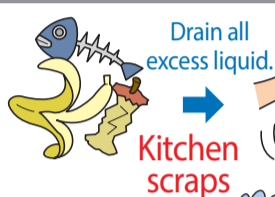
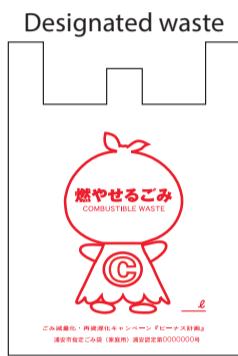
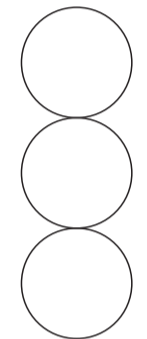
Notes:
1. PET bottles that can be collected are limited to those used as food and beverage containers with the PET mark.



Combustible Waste

Dispose of waste in designated waste bags.

Three times a week



Kitchen scraps



Plastic items



Rubber



Leather items



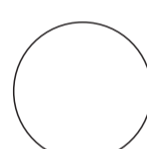
Paper scraps, leaves, tree cuttings, etc.

- Drain all excess liquid from kitchen scraps.
- Flush human waste down the toilet before disposing of disposable diapers.
- Cut tree branches to less than 50 cm in length and tie them in a small bundle of approximately 15 cm in diameter. (Branches must be less than 5 cm in diameter.) Up to three bundles can be disposed of at each collection. Four bundles or more will constitute a bulky item.
- Cut wooden boards and pieces of wooden boards to less than 50 cm in length and 1 cm in thickness and tie them in a bundle with string. Up to 10 bundles can be disposed of at each collection. Eleven bundles or more will constitute a bulky item.

Noncombustible Waste

Dispose of waste in designated waste bags.

Twice a month
1st and 3rd



Ceramic items



Glass items



Small household appliances

- Wrap broken or sharp objects with thick paper for safety purposes.
- Ensure that spray cans, gas cylinders for portable stoves, and lighters are completely used and empty before disposal.
- Do not place noncombustible waste in the containers designated for glass bottles or cans or in nets designated for PET bottles.




Metal items

Hazardous Waste

Dispose of waste in clear bags.

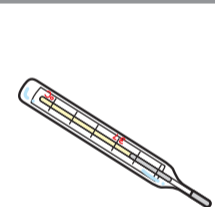
Twice a month
1st and 3rd



Dry-cell batteries



Fluorescent lights




Mercury thermometer

- Place hazardous waste a slight distance away from noncombustible waste.
- Take button-cell batteries and rechargeable batteries (nickel-cadmium batteries and lithium-ion batteries) to the store of purchase for recycling.

Take out waste between 7:00 and 8:00 a.m. on the collection day for your area. Please do not dispose of waste on undesignated days or during the evening.



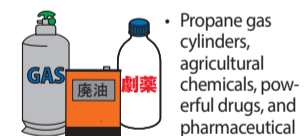
The city cannot collect household appliances (TVs, air conditioners, refrigerators/freezers, and washing machines/clothes dryers), personal computers, and motor scooters.



Waste That Cannot Be Collected or Processed by the City

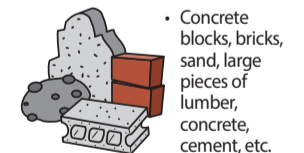
To dispose of items listed below, please either contact the retail shop of purchase or hire a specialized waste collector.

Hazardous waste



- Propane gas cylinders, agricultural chemicals, powerful drugs, and pharmaceutical

Construction materials



- Concrete blocks, bricks, sand, large pieces of lumber, concrete, cement, etc.



Automotive parts (Items attached to automobiles)



Clun

Glun

What Are Bulky Items?

Household items larger than an 18-liter plastic kerosene container are considered bulky items (specifically, items measuring 20,000 cm³ [length, height, and width] or items with any side measuring between 50 cm and 200 cm in length).



How to Have Bulky Items Collected

You can apply to have your bulky items collected either by telephone or through the city's Web site.

To apply by telephone, please call the **Bulky Items Reception Center (Tel: 305-4000)**.

- Reception Hours: Monday through Friday, 9:00 a.m. to 5:00 p.m. (Closed: Saturdays, Sundays, national holidays, and during the New Year holidays)

- Measure the item you would like to have collected (length, height, and width). Collection fees vary according to the size of the item.
- Call the Bulky Items Reception Center. (Be prepared to take notes.) The reception staff will ask for your telephone number, name, and address and the type, size, and number of items you wish to have collected. Make a note of your collection fee, collection date, and reception number.
- Purchase the required amount of bulky item disposal tickets at stores that sell them.
- Fill in your collection date and reception number on the tickets and attach them to your bulky item. (Keep the receipt for your collection tickets until after your bulky item has been collected.)
- Dispose of your bulky item on the designated collection date. (Take it to the collection site or place it in front of your home by 8:00 a.m. The collection staff will not collect items from inside your home.)

- Notes:
- Up to five items can be collected per application.
 - Once you apply to have your items collected, you must wait seven days before applying again (four days if you apply through the city's Web site).

City's Web site

Procedures that can be done via the Internet

Application/notification services



- There are two types of bulky item disposal tickets (¥400 and ¥800 tickets).
- These disposal tickets cannot be used for other purposes.



- Look for this identifying sign for stores that sell bulky item disposal tickets.

If You Bring Items Yourself

You can bring bulky items directly to the **Clean Center (15-2 Chidori, Urayasu-shi)**.

- Fee: ¥210 per 10 kg
 - Reception Hours: Monday through Friday, 9:00 to 11:00 a.m. and 1:00 to 4:00 p.m. Saturdays, 9:00 to 11:00 a.m. Open on national holidays (closed during the New Year holidays)
- Note: Reservations by telephone are not necessary.

Waste from Changing Residences

Because the city does not collect large amounts of waste generated when one moves to a new home, please either bring your waste to the Clean Center directly or hire a general waste collector authorized by the city.

Inquiries Regarding Waste:

Garbage-Free Section, Urayasu City | Tel: 351-1111 (main switchboard)

Clean Center, Urayasu City | Tel: 381-5300

Applications for Bulky Item Collection

Bulky Items Reception | Tel: 305-4000

Note: This information is current as of October 2013. Rules regarding the separation of waste and collection of bulky items may change in accordance with revisions to recycling laws.