



Urayasu City Has a Designated Garbage Bag System!

Please dispose of **combustible (burnable) waste** and **non-combustible (non-burnable) waste** using the respective **designated garbage bag**. If these types of garbage are disposed of in bags other than the designated type of garbage bag—such as shopping bags or black bags—they will not be collected. We would appreciate everyone's understanding and cooperation in this matter.

Locations where designated garbage bags for households are sold

Supermarkets, convenience stores and other places in Urayasu City

Please Sort Recyclable Resources Properly



Recyclable Resources


Glass bottles

Food and beverage bottles, cosmetic bottles, and pet food bottles



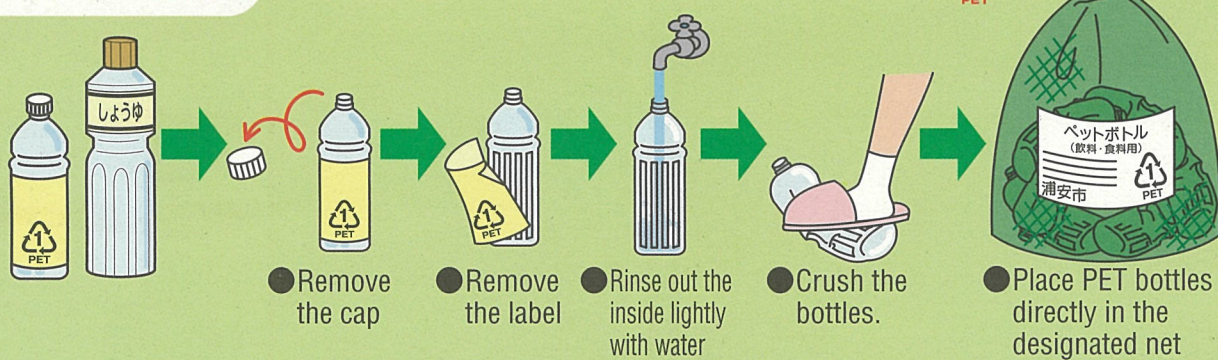
Cans

Food and beverage cans with the identifying marks , and pet food cans



PET bottles

Food and beverage PET bottles with the identifying mark




Paper

- Sort items according to type and bundle with string in a crisscross fashion

Newspapers

Note: Includes fliers




Magazines

Note: Includes boxes such as for confections, envelopes without windows, copy paper and paper bags



Cardboard



Notes:

- The collection days for non-burnable garbage and toxic garbage may differ in January.
- Garbage is collected Monday through Saturday.
- Garbage is not collected on Sundays or from Dec. 31 to Jan. 3.
- Even if the collection day falls on a national holiday, collection is conducted as usual.

Garbage Collection Schedule for Your Community

| Collection Neighborhood | Combustible (burnable) waste (designated garbage bags) | Non-combustible (non-burnable) waste (designated garbage bags) | Hazardous waste (transparent plastic bags) | Recyclable resources | |
|---|---|---|---|--|-------------------------------------|
| | | | | Bottles, cans, PET bottles (designated container/net) | Paper trash (bundle with string) |
| Nekozane, Kita-Zakae, Todaijima | Mon., Wed., Fri. | Every 1st & 3rd Tuesday | | Tue. | Mon. |
| Kairaku, Mihama, Irifune, Hinode, Akemi | Mon., Wed., Fri. | Every 1st & 3rd Thursday | | Thu. | Mon. |
| Horie, Higashino, Fujimi, Maihama, Tekkadori 3-chome | Tue., Thu., Sat. | Every 1st & 3rd Wednesday | | Wed. | Sat. |
| Tomioka, Imagawa, Benten, Takasu, Tekkadori 1- and 2-chome, Minato, Chidori | Tue., Thu., Sat. | Every 1st & 3rd Friday | | Fri. | Sat. |

Urayasu City Garbage and Recyclable Resources Sorting and Disposal Procedures

Categories

Collection Day

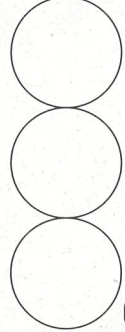
Main Items

Precautions When Disposing of Items

Combustible
(Burnable) Waste

Up to five bags can be disposed of per collection
Please use the designated garbage bags

Three times a week




day

Designated garbage bags



Food scraps

Drain of water completely



Plastic products



Rubber products



Paper products, fallen leaves, wood chips, etc.

- Drain food scraps of water completely
- Flush waste down the toilet before disposing of disposable diapers
- For tree branches, cut into sticks less than 50 cm long, and within 5 cm in diameter; tie with string into bundles (about 15 cm in diameter) before disposal. Up to three bundles can be disposed of per collection. Four bundles or more at one time will be treated as bulky items.
- For boards or pieces of wood, cut into pieces less than 50 cm long and 1 cm thick; tie with string into bundles. Up to ten boards can be disposed of per collection. Eleven boards or more at one time would be treated as bulky items.

Please dispose of
garbage **between
7 and 8 a.m.**
on the collection day!



Non-Combustible
(Non-Burnable) Waste

Up to five bags can be disposed of per collection
Please use the designated garbage bags

Twice a month
First and third



day of the month

Designated garbage bags



Pottery



Glassware



Metal items

- Wrap broken items and sharp knives with paper or the like for safety purposes
- Be sure to completely use up the contents of spray cans, tabletop gas cassettes and lighters before disposal
- Do not dispose of non-combustible (non-burnable) waste in the designated containers for glass bottles and cans or the nets designated for PET bottles



Place used small electric household appliances in designated collection boxes

Applicable items

Mobile phones, gaming devices, digital cameras, etc.

Collection boxes are located at Urayasu City Hall, your local kominkan (public hall), the Garbage-Free Section, and other places. For more information, please visit the Urayasu City website.



Hazardous Waste

Please use transparent bags


Twice a month
First and third



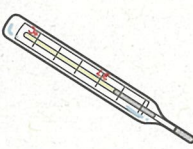
day of the month



Dry-cell batteries



Fluorescent lights



Mercury thermometers

- Deposit button-type batteries and small rechargeable batteries (such as nickel-cadmium batteries or lithium ion batteries) in the collection box located at electric household appliance shops
- For LED fluorescent lights, attach a label saying "LED," and dispose of them as non-combustible (non-burnable) waste

What are bulky items?

For household items with total dimensions exceeding 20,000 cm³ or with any single dimension exceeding 50 cm but not more than 200 cm.

If you request collection

You can apply by phone to have bulky items collected, or do so via the Urayasu City website. To call for collection, please call the **Bulky Items Reception Center (Tel: 305-4000)**.

- **Reception hours:** Monday through Friday, 9 a.m. to 5 p.m. (except Saturdays, Sundays, national holidays and during the year-end/New Year holidays)

Flow of procedures for bulky items application

1. Measure the size of the bulky item you are requesting to have collected (length × width × height). The fee varies according to the size.
2. Call the Bulky Items Reception Center. Have a memo pad and pen ready. The reception desk will ask you for your telephone number, name and address and the type, size and number of your bulky items. Please take a note of the fees, collection date and reception number.
3. Purchase the required amount in disposal tickets at stores selling these tickets
4. Write the collection date and reception number on the disposal tickets, and attach them to your items. (Please keep the receipt in a safe place until your items are collected.)
5. Take your bulky items to the designated location or set them out in front of your home on the collection day no later than 8 a.m. (Collection staff will not go into your home to collect your items.)

Notes:

- Up to five items can be collected per application
- You may apply for subsequent pick-ups by phone 7 days after the first collection. (When applying from the City homepage, you may apply again 7 days from the collection day.)
- Once disposal tickets are purchased, they cannot be returned for a refund

If you take bulky items to the Clean Center yourself

You can take bulky items to the Clean Center (15-2 Chidori, Urayasu City) yourself.

- **Fee:** ¥200 per 10 kg plus consumption tax
- **Hours:** Monday through Saturday, 9 to 11 a.m. and 1 to 4 p.m. The center is open on national holidays as well (except during the year-end/New Year holidays).

Note: Reservations are not necessary.

Garbage due to moving

The city will not collect large amounts of garbage generated as a result of moving house, so either take your garbage to the Clean Center yourself or ask a collection company (fees are charged) approved by Urayasu City to collect and dispose of it.



In addition to the two kinds of oversized garbage stamps, there are also ¥10, ¥20 and ¥50 stickers to cover any additional amounts. Please purchase your oversized garbage stamps after you apply.



This is the identifying mark for shops where you can purchase disposal tickets

Garbage Urayasu City Does Not Collect/Handle

The city cannot collect household appliances (TVs, air conditioners, refrigerators/freezers, and washing machines/clothes dryers), personal computers, and motor scooters.

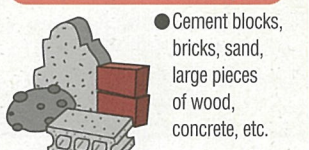


Items that are difficult to handle

Dangerous items



Construction scrap



Car tires

Fire extinguishers

Pianos

Car batteries

Heat-resistant safes

Automotive parts (items that are attached to cars)

Note: Please view the Urayasu City website for instructions on how to handle garbage that cannot be collected/handled.

Smartphone app
Kuru-Navi
is available!

Android devices

iOS devices



Note: This chart is current as of January 2015. Future sorting categories and the collection of bulky items are subject to change in accordance with revisions to various recycling laws.

Recyclable Resources

Paper Trash

Please bundle with string in a crisscross fashion

Once a week on



day




Newspapers
(including fliers)



Magazines

(also tie empty boxes, envelopes without windows, copy paper and paper bags together with magazines)



Cardboard boxes

- Sort items according to type and bundle them securely with string in a crisscross fashion
- Please dispose of empty boxes, envelopes without windows, copy paper and paper bags together with magazines

Glass Bottles, Cans and PET Bottles

Please use the designated container or net for disposal

Once a week on



day



Bottles



Cans



PET bottles

Note: Restricted to food and beverage items (includes items for pet food) and cosmetic bottles.

- Remove the bottle cap, rinse out the inside, separate the colored bottles from the clear ones, and place them as is (not in a bag) in the designated container
- Rinse the inside of cans lightly, crush them, and place them as is (not in a bag) in the designated container
- Remove the caps and labels of PET bottles, rinse the inside lightly, crush them, and place them as is (not in a bag) in the designated net

Notes:

1. PET bottles that can be collected are restricted to bottles used for food and beverages that display the identifying mark
2. Dispose of metal caps as non-combustible (non-burnable) waste, and plastic caps as combustible (burnable) waste

Inquiries concerning garbage

Urayasu City
Garbage-Free Section

Tel: 351-1111
(main switchboard)

Urayasu City Clean Center

Tel: 381-5300

Application for collection of bulky items

Bulky Items Reception Center, Tel: 305-4000